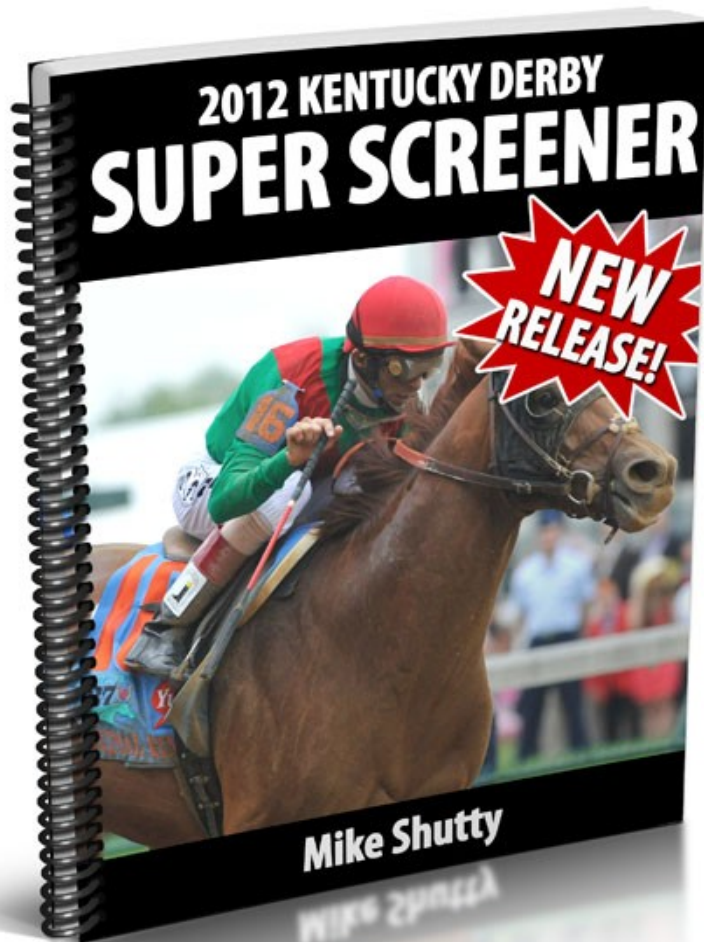


2012 Kentucky Derby Super Screener




FINAL EDITION

2012 Kentucky Derby Super Screener

FREE BONUS: Pedigree Report

Click [HERE](#) To Download



2012 Kentucky Derby Super Screener

Introduction

There are countless ways to dissect the probable Kentucky Derby field in search of the ultimate winner. Dosage Index, Dual Qualifier status, pedigree, Speed Ratings, prep race quality, Graded Stakes wins, workouts days before the Derby and a trainer's Derby record are just a few of the criteria that people use when assessing a field of probable Derby contenders. These types of factors fall in and out of favor over the years and each has had its share of success in helping track down a Kentucky Derby winner.

Each year, we are reminded of other important, proven screening criteria we should keep in mind as we handicap the Kentucky Derby. Examples would include the following:

- Don't bet to win on Derby entrants that have never run as a 2 year-old. Most recently, Curlin tried to overcome this long-standing tenant but came up a bit short in the 2007 Kentucky Derby.
- Only one horse (**Regret**) has ever won the Derby off just 3 lifetime starts (make that only two horses now that **Big Brown** achieved this feat in 2008)
- Post position 20 has never produced a winner (**Big Brown** busted that one as well)
- Must have a final prep race run at the mile and eighth distance (**Charismatic** was able to break that barrier in winning the 1999 Kentucky Derby as have several second place Derby finishers)
- Must have a prep race in April (yep, **Big Brown** defied that rule, too, and more recently, **Animal Kingdom** submitted his last prep in March via the Spiral Stakes)
- Discount horses that completed their final preps on synthetic tracks or turf courses (**Street Sense** and **Animal Kingdom** broke through that potential barrier to win the 2007 and 2011 editions of the Kentucky Derby, respectively)
- Avoid Pace types when searching for your Kentucky Derby winner (though it has been 10 years, Bob Baffert-trained **War Emblem** never looked back while taking the 2002 Kentucky Derby field gate to wire)

It's not to say that these criteria aren't useful, but if followed blindly, it would have led to eliminating Kentucky Derby winners like **Big Brown** and **War Emblem** and potentially several very hittable long-shot second place finishers in past runnings of the Kentucky Derby.

Horse Racing Nation's Kentucky Derby Super Screener

Several years ago, we went on a search for a more reliable, yet flexible, set of screening criteria through which we could identify (and eliminate), with greater confidence, Kentucky Derby win and in-the-money contenders. This would be a system that would allow for “getting smarter” based on new data.

We at Horse Racing Nation believe we have found a superior, flexible screening methodology that we are excited to share with you as we continue on the march toward Louisville, Kentucky. Welcome to the powerful tool we call the Horse Racing Nation Kentucky Derby Super Screener.

All past performances services providers offer great products and we at Horse Racing Nation use several of these productive information sources. For the sake of consistency, we have used BRIS past performances data as the data source from which our **Super Screener** criteria was built. Over the years, **we began to see consistent patterns emerge in the pace and speed rating values and configurations generated by Derby winners (and in-the-money finishers) in their final prep races.**

BRISNET provides access to the PP's of any horse in their database, so we decided to go back and examine the BRIS PP's for every Derby winner over the past 18 years.

We quickly assessed that you only need to consider the final two prep races run prior to the Derby to draw solid win contender conclusions. Let's take a look at a summary of the past 18 Kentucky Derby winners and the pace lines and speed ratings of their final two prep races.

Past 18 Kentucky Derby Winners And Final Prep Pace/Speed Ratings

Year	Winner	Prep Dist.	1st Call	2nd Call	Late Pace	Speed Figure
1994*	Go For Gin	1 1/8	90	103	101	104
		1 1/8	91	103	102	105
1995	Thunder Gulch	1 1/8	73	84	109	98
		1 1/8	86	97	103	103
1996	Grindstone	1 1/8	76	90	103	101
		1 1/16	94	95	106	102
1997	Silver Charm	1 1/8	108	115	84	102
		1 1/16	92	98	94	98
1998	Real Quiet	1 1/8	88	103	105	107
		1 1/16	87	99	102	103

2012 Kentucky Derby Super Screener

1999	Charismatic	1 1/16	83	95	109	104
		1 1/8	85	93	92	94
2000	Fusaichi Pegasus	1 1/8	98	108	106	110
		1 1/16	100	106	96	103
2001	Monarchos	1 1/8	93	107	103	108
		1 1/8	87	107	103	108
2002	War Emblem	1 1/8	95	105	107	109
		1 mile	107	115	91	105
2003	Funny Cide	1 1/8	97	110	106	111
		1 1/16	98	116	86	103
2004*	Smarty Jones	1 1/8	94	101	104	105
		1 1/16	84	96	116	109
2005	Giacomo	1 1/8	83	96	101	100
		1 1/16	85	96	93	96
2006	Barbaro	1 1/8	89	101	103	104
		1 1/8	108	117	87	104
2007	Street Sense	1 1/8 syn.	72	78	113	98
		1 1/16	76	90	116	105
2008	Big Brown	1 1/8	107	117	98	110
		1 mile	96	105	96	102
2009*	Mine That Bird	1 1/8	81	89	79	88
		1 1/16	82	82	86	87
2010*	Super Saver	1 1/8	89	97	96	99
		1 1/16	97	103	92	99
2011	Animal Kingdom	1 1/8 syn	76	84	101	97
		1 mile T	86	102	89	96

* Sloppy track

The Late Pace number may require some explanation for those of you not familiar with BRIS figures. Late Pace represents the time run from the second call to the finish of the race. In a 1 1/8 mile race, that would be the final 3 furlongs. The higher the number, the faster the horse was closing in the final stage of the race.

The first **Super Screener** pattern that emerges helps eliminate vulnerable short-priced Derby favorites every year. **The Derby is won primarily by horses that have stamina in the final stages of the race.** This is indicated by the pattern of increasing values observed in the prep

2012 Kentucky Derby Super Screener

race pace lines of most Derby winners. We'll get to the exceptions shortly, especially, **Mine That Bird**.

Next, in looking at the final BRIS Speed Rating of the two prep races, we can quickly draw another **Super Screener** conclusion that has held true for 15 of the past 18 Kentucky Derby winners. **To be considered a win contender, the horse must have posted a final BRIS speed rating of 102 in one of the final two prep races. And, the difference in the final speed rating of the two prep races cannot exceed 10 points (none of the past 18 Kentucky Derby winners have violated this corollary rule).**

In just about every year, this screen alone can eliminate many contenders from win consideration. There are a few notable exceptions to this rule. The first is **Giacomo**. Best BRIS Speed Rating he could muster in his final preps was a **100**. So, in a race in which we anticipate a pace meltdown as we had in 2010, 2005, 2001 and 1996, drop the win contender **Super Screener** BRIS Speed Rating to **100** for "deep" closers only.

The other exceptions to this **Super Screener** variable happened to occur in the past three years when **Animal Kingdom** (final 2011 Derby prep BRIS Speed Rating = 97); **Super Saver** (final 2010 Derby prep BRIS Speed Rating = 99) and **Mine That Bird** (final 2009 Derby prep BRIS Speed Rating = 88). These three editions of the Kentucky Derby came up eerily similar.

1. How much did track conditions the past three years (soaked, sticky goo and drying out) play in the outcomes? While Mine that Bird made a good showing in the Preakness, the rest of his races in 2009 were mediocre at best. Super Saver never made an impact in his subsequent starts in 2010. Animal Kingdom was competitive in the Preakness Stakes but succumbed to injury coming out of the Belmont Stakes and was shelved for several months.
2. The 2009, 2010 and 2011, 3 year-old male crops were arguably three of the weakest in recent history. Just a handful of the top starters from both years were still racing by year's end. Shackleford and Brilliant Speed started in Breeders' Cup races last year. In 2010, it was Lookin at Lucky and turf star Paddy 'O Prado. Musket Man and Summer Bird were the only two horses from the 2009 Derby that made an impact in stakes races later that year.
3. Only three horses solidly passed our Super Screener criteria in 2009, I Want Revenge, Dunkirk and Musket Man (Papa Clem came close). I Want Revenge was scratched, Dunkirk ran a troubled mid-pack finish (though rebounded nicely in the Belmont Stakes), Musket Man finished 3rd and Papa Clem finished in 4th place.
4. In 2010, Eskendereya was the only horse to qualify solidly for the Derby win spot based on the Super Screener criteria but was a last minute defection from the Derby field. Lookin at Lucky defaulted into the top spot, but barely so. Dean's Kitten missed the top spot by a point but that was off turf and Polytrack preps.

2012 Kentucky Derby Super Screener

5. In 2011, again, not a single horse solidly met the Super Screener criteria leaving us with, yet, another wide-open field and a favorite (Dialed In) that went off at over 5-1 odds.

In conclusion, when you get the combination of weak Derby fields and/or sloppy/muddy track surfaces and/or no horse solidly passing the **Super Screener** criteria for the win spot, expect chaos to ensue. **Under this scenario, you need to drop the BRIS Speed Rating Super Screener criteria to 97.** In years, like 2009, 2010 and 2011, you needed to consider the second tier horses to find your winner.

Another pattern that seems to really hold up well is when the late pace number and the final speed rating BOTH exceed 100. Thirteen of the eighteen past Derby winners qualify on this rule and it does a good job of eliminating more of the field. The exception to this rule is when you have super horses like **Silver Charm** and **Big Brown** that are committed front runners. While these two examples from the past 18 years (we'll get to **War Emblem** in a minute), we can tentatively conclude that a Pace type can qualify for the win spot if it meets or exceeds the following prep race pace line pattern:

1st Call	2nd Call	Late Pace	Speed Figure
105	115	84	102

In the most recent runnings of the Derby, front running second place finishers such as **Hard Spun** and **Lion Heart** either met or came close to meeting this criteria to offer additional evidence of its validity.

For Presser types, require that the BRIS 2nd Call, Late Pace and Final Speed Rating add up to at least 308 and that the minimum value for any one of those figures is 101+. Derby winners like **Real Quiet**, **Funny Cide** and **Smarty Jones** all qualified on this criteria as Presser types.

In 2010, we were torn on whether **Super Saver** (a front runner in preps) should be qualified on the front-runner criteria. Looking back it was really a toss up and one could have argued either way. In the end his pre-race ranking was lower due to his rather evenly distributed energy profile that put him on the front in his preps. Horses with similar energy distribution profiles will not be subjected to the front-runner **Super Screener** criteria going forward. Energy distribution is a far greater representation of running style versus race position.

All horses but **Mine That Bird** qualify on this next **Super Screener** criteria. **All Derby win contenders must post a 2nd call pace figure of at least 90 in one of their final two prep races.** Even the come-from-the-clouds type Closers that have won the Derby meet this criteria. You can eliminate many deep Closers from the win spot using this rule despite lofty numbers being generated in the late pace number. Just too much to overcome too late in the race which is why so many deep Closers finish third or fourth in the Kentucky Derby (and other full-field route races, for that matter).

2012 Kentucky Derby Super Screener

Let's isolate a few individual Derby winners that produced some interesting results.

First up is **Thunder Gulch**. **If you were to have rated Thunder Gulch off his final prep race at the quirky Keeneland Race Course, he would have been an automatic throw out based on the Super Screener criteria we have presented. This is why considering the two final prep races run at a distance of at least a 1 1/16 (we never use a prep race run at less than 1 1/16 miles) is so important.**

Based on **Thunder Gulch's** prior prep race, the Florida Derby, he becomes a strong qualifier especially with posting both a BRIS late pace and speed rating of 103.

Charismatic presented an interesting dilemma in handicapping the 1999 Kentucky Derby. His Santa Anita Derby prep was at the 1 1/8 distance but the numbers did not meet our **Super Screener** criteria. **Charismatic's final prep was run at the 1 1/16 distance at Keeneland and that pace line DID meet our criteria.** Even then, I failed to put **Charismatic** in the win spot since I so rigidly required a 1 1/8 final prep race despite D. Wayne Lukas's extraordinary prior Derby success. **Had we had been just a bit more flexible with our "Super Screener" criteria, Charismatic would have been an automatic win contender.**

Street Sense was another horse in which we were forced to use the 1 1/16 prep race due to the freaky nature in which his final prep race was run at... where else? Keeneland!

The Bluegrass Stakes that year featured the slowest early and mid-pace numbers ever run in a Derby prep. This was essentially a 2-furlong race from the top of the stretch to the finish line as indicated by **Street Sense's** huge late pace figure of 113. Going back to his 1 1/16 prep race, this was also run in slow early fractions but it was clear from this race (and his Breeders Cup win) that **Street Sense** had an incredible turn of foot and could overcome these slow paces (something he would not encounter in the Derby having closed from back of the pack along the rail against a strong early pace). **That 1 1/16 prep race not only met all our Super Screener criteria but that pairing of the Late Pace figure of 116 and the Final Speed Rating of 105 was all we needed to single Street Sense confidently on top.**

If you must use a 1 1/16 prep race, insist on at least a BRIS 106 late pace figure to be considered a win contender (assuming all other criteria are met).

Lastly, we wanted to point out something about the committed Pace specialist, War Emblem. His final prep race was run at Hawthorne Racecourse in the Illinois Derby. He crushed that field gate-to-wire, yet, his pace line looks more like that of a Presser. He certainly qualified as a win contender on that pace line and Final Speed Rating, but it was a clear indication that he had everything going his way at Hawthorne that day. Big wins like that are tough to figure given we tend to see inflated pace and speed rating numbers that can't be reproduced. **Given Bob Baffert was the last minute trainer and the mile prep figures came up strong, we**

2012 Kentucky Derby Super Screener

didn't question War Emblem's final prep race pace line and speed rating and used it to include him as a strong contender for the win spot despite his long odds at post time.

Sample Analysis - 2008 Kentucky Derby

Given that the 2009 the 2010 and 2011 Kentucky Derby results were plagued by weak fields and challenging track conditions, let's go back and take a look at the last Derby to be run on a fast track featuring a top crop of three year olds...the 2008 Kentucky Derby, and apply our **Super Screener** criteria against the pace lines and final BRIS Speed Rating of each horse's two prep races to see how this played out.

2008 Kentucky Derby Field

Horse	Prep Dist	Call 1	Call 2	Late	Speed Fig	Comment
Cool Coal Man	1 1/8 syn	91	101	67	85	Not close to qualifying
	1 1/8	80	98	97	100	
Tale of Ekati	1 1/8	117	118	77	100	Marginal with those very strong pace figs but an in the \$ spot only
	1 1/16	72	82	101	92	
Anak Nakal	1 1/8	99	107	82	96	Not even close
	1 1/16	91	103	75	80	
Court Vision	1 1/8	85	103	89	98	Not a win contender and questionable for in \$ spot
	1 1/8	64	81	101	93	
Eight Belles	1 1/16	77	96	106	103	Strong win contender. Meets all criteria. Would prefer 1 1/8 preps
	1 1/16	74	89	106	99	
Z Fortune	1 1/8	84	93	103	100	Marginal but doesn't meet final fig criteria and no pace meltdown here
	1 1/16	90	103	80	92	
Big Truck	1 1/8 syn	85	91	74	83	Doesn't belong in this race. Owner has Derby fever.
	1 1/16	87	101	93	99	
Visionaire	1 1/8 syn	74	84	92	90	Way too slow... doesn't come close to any criteria
	1 1/16	Fog	Fog	-	100	
Pyro	1 1/8 syn	81	88	78	84	Doesn't come close and last was the big clue
	1 1/16	80	86	110	100	
Colonel John	1 1/8 syn	72	73	118	98	Late pace times are huge but will be too far back. Dirt?
	1 1/8 syn	58	62	115	90	
Z Humor	1 1/8	75	85	100	99	Not even close
	1 1/8	74	89	88	90	
Smooth Air	1 1/8	96	111	94	105	Doesn't meet front-runner pace minimums.
	1 1/16	76	83	105	95	

2012 Kentucky Derby Super Screener

Bob Black Jack	1 1/8 syn	79	85	106	97	Another who doesn't belong here
	1 1/16 syn	87	90	89	93	
Monba	1 1/8 syn	91	103	86	97	Showed nothing close to meeting the Super Screener
	1 1/8	77	84	31	55	
Adriano	1 1/8 syn	84	94	99	101	Good play against. . . not up to the test. 20-point gap in final preps
	1 1/8	75	85	75	81	
Denis of Cork	1 1/8	70	81	106	95	Does not meet Super Screener criteria. Did pair strong late pace figs. Bottom of exotics possibility.
	1 mile	76	94	101	99	
Cowboy Cal	1 1/8	94	105	84	96	Front runner had no chance. . . pace criteria not even close
	1 1/16	106	112	74	94	
Recapture the Glory	1 1/8	80	88	116	104	Just missed on the mid pace requirement of 90. . . in \$ contender
	1 1/16 turf	88	85	87	86	
Gayego	1 1/8	95	104	94	101	Front runner pace figs too weak especially in the 19 hole
	1 1/16 syn	86	90	91	94	
Big Brown	1 1/8	107	117	98	110	Absolutely dominant in meeting all stress criteria. 20 post no problem
	1 mile	96	105	96	102	

In applying Horse Racing Nation's **Super Screener** criteria, our top horses for the 2008 Derby were as follows, along with their actual finish in the race:

Win Contenders	Actual Derby Finish
Big Brown	Won
Eight Belles	2nd
2nd Place to 4th Place Contenders	
Tale of Ekati	4th
Recapture the Glory	5th
Z Fortune	10th
Colonel John	6th
Denis of Cork	3rd

The exacta was picked cold and the Trifecta and Superfecta bottom horses were all selected. None of top seven ranked horses finished in the back half of the field though Z Fortune made it close!

2012 Kentucky Derby Super Screener

One more interesting observation and potential **Super Screener** criteria is the **pairing of triple digit BRIS Late Pace figures in the final two prep races**. This type of stamina consistency is critical in identifying the most likely in-the-money contenders of all the Closers entered in the field.

As a side note, none of the horses that prepped on synthetic race surfaces that year came close to hitting the board. Now, none of these horses met the **Super Screener** criteria either, which may have contributed more to their failure than the surface they prepped on. **Street Sense**, **Hard Spun** and **Animal Kingdom** have proven that preps on synthetics should be considered but only if horses have proven they can race or work just as well on dirt. With the change to a dirt surface at Santa Anita, we'll see far fewer synthetic specialists making their way to the Derby in the years to come.

Summary of the Super Screener Criteria

No tool or set of rules can replace great creative handicapping (e.g. Denis of Cork was cutting up the CD surface in the mornings leading up to the 2008 Derby and he paired two triple digit BRIS Late Pace figs. in his final preps making him a stronger "hit-the-board" contender) but, versus some of the old stand by's, **it appears we have developed a "Super Screener" that focuses on the most critical differentiators that best identify the winner and the in-the-money contenders of the most difficult race in the sport to win.**

We believe the primary reason our Super Screener has proven to be so useful over the years is because in this particular race, young horses are being asked to do something they will never have to do again... run a 1 ¼ for the first time, do so in a huge field and against fortitude-testing pace lines.

Let's summarize the key **Super Screener** criteria for picking the Kentucky Derby winner:

1. Use **ONLY** the two most recent prep races in applying the Super Screener (If last two trips were horrendous, you can select the two best prior races run at 1 1/16 miles or longer).
2. Discount or ignore prep races that were run loose on the lead especially on sloppy track surfaces.
3. Derby win contenders must post a BRIS speed rating of at least 102 in one of their final two prep races. Exception: In a race with an anticipated pace meltdown, deep closers can qualify with a 100 BRIS speed rating (1 1/8 miles distance) posted in one of the final prep races. Note, in those cases in which none of the horses in a Derby field with a pace meltdown set up posted a BRIS Speed Rating of at least 102 in their final prep, drop the final BRIS Speed Rating requirement to 97+ (run at 1 1/8+ distance). Especially if the final prep BRIS Speed Rating was earned on a synthetic surface.

2012 Kentucky Derby Super Screener

4. The difference between final speed ratings of the two prep races cannot exceed 10 points.
5. For Closer types, demand a BRIS 2nd call pace figure of at least 90 and for both the late pace figure and speed rating, you must see at least a minimum rating of 102 (see exception in Rule #3).
6. For committed Pace type runners, require a 1st call pace number of 105 or higher, a 2nd call pace number of at least 115, and a final speed rating of at least 102.
7. For Presser types, require that the BRIS 2nd Call, Late Pace and Final Speed Rating add up to at least 308 and that the minimum value for any one of those figures is 101+.
8. If you must use a 1 1/16 mile race, demand at least a 106 BRIS late pace number. A higher number, would be preferred.
9. Never apply the Derby Super Screener on any prep race run at less than a 1 1/16.
10. If a horse (especially Closers) shows triple-digit BRIS late pace figures in both of his/her final two prep races but falls short on meeting other Super Screener criteria, consider that horse to be a serious bottom-of-exotics threat.
11. Apply the Derby Super Screener with caution if none of the horses solidly meet the screening criteria (and the 2009, 2010 and 2011 editions of the Kentucky Derby qualified on this point) and/or the track condition at Churchill Downs comes up any condition other than fast. Under these circumstances, you may have to go as deep as the second tier of Super Screener-ranked horses to find your winner.

This *Super Screener* criteria has identified the top Derby contenders in each of the past 18 years (exception being 2009) and it effectively eliminates non contenders and it is particularly strong at eliminating vulnerable shorter-priced horses from the win spot. Use it with confidence to pick your 2012 Kentucky Derby winner and Trifecta/Superfecta contenders!

Recap of the 2011 Kentucky Derby Super Screener Analysis

Who could possibly forget the exciting finish of the 2011 Kentucky Derby? The gutsy Shackleford led the field from the gate to the top of the stretch in leisurely fashion and it looked like he might even give the field the slip as they turned for home, but wait, here comes Nehro steadily eating into Shackleford's lead with every stride employing his lethal late kick. Hold on minute... who's that on the far outside exploding onto the scene mid-stretch to pass them all by? ...Why it was none other than Animal Kingdom, the Polytrack/turf horse that just dug deep into the Churchill Downs cuppy track surface and gobbled up his rivals while drawing away to a commanding and convincing victory.

2012 Kentucky Derby Super Screener

Shortly thereafter, emails began pouring in from Kentucky Derby Super Screener buyers announcing that they had hit the Trifecta (\$3,952)!!! One group even cashed in on the \$1 Superfecta that paid over \$24,000 using the Super Screener to catch the biggest score of their lives! Many couldn't believe we had the 21-1 shot, Animal Kingdom, ranked so high in our ratings and so prominently in our Super Screener recommended wagers.

Allright, let's take a step back in time to just 48 hours prior to post time for the 2011 Kentucky Derby. Here's an excerpt from our Kentucky Derby Super Screener that shows the final horse-by-horse analysis of the entire field.

Indeed, it was a very good day for the **Super Screener** and a testament to the power of applying powerful **Super Screener** insights to both ranking the field and creating winning wagering ticket strategies. Here's a recap of how our projected order of finish for the top ranked horses compared to the actual outcome.

<u>Strong Win Contender (Horses That Meet ALL Criteria)</u>	<u>Derby Finish</u>
None!	
<u>Marginal Win Contenders, Strong Place Contenders</u>	
#8 Dialed In (4-1)	
#19 Nehro (6-1)	2nd
#1 Archarcharch (10-1)	
<u>Best Bottom Of Trifecta and Superfecta Contenders</u>	
#15 Midnight Interlude (10-1)	
#16 Animal Kingdom (30-1)	1st
#12 Santiva (30-1)	
#13 Mucho Macho Man (12-1)	3rd
#3 Twice The Appeal (20-1)	

Putting The 2012 Derby Starters Through The Horse Racing Nation Kentucky Derby Super Screener

In our introduction to the Horse Racing Nation Kentucky Derby Super Screener, we explored time-proven clues found in the running line of each Derby entrant that can help us more confidently separate the true win contenders from the win pretenders.

Never in the career of these 3 year-olds will they be asked to repeat the tremendously stressful feat of, for the first time, running a mile and a quarter while tackling a field of 19 other rivals. It requires a special animal with tremendous fitness and a little racing luck to overcome the huge obstacles on the way to the winner's circle.

The **Super Screener** does more than just ask where a horse finished in his prep races and what his final time was. It puts scrutiny on how the horse ran those prep races by submitting the entire running line against the time-tested Super Screener criteria.




Some years, several horses meet all the Super Screener criteria and in other years, depending on the quality of the 3 year-old crop, few or even none of the horses met all the Super Screener criteria. Regardless, it is most useful at separating win contenders from win pretenders and isolating from the many long shots, those with the best shot at hitting the board.

Remember, nothing replaces good, creative and comprehensive handicapping. But use the Super Screener to validate your convictions, make decisions on "it could go either way" horses and slim down your Derby exotics wagering tickets.

Now, the moment we have all been waiting for. Let's apply the HRN Derby Super Screener to the projected 2012 Kentucky Derby field...

2012 Kentucky Derby Super Screener

The 2012 Kentucky Derby Field

Horse	Prior 2 Race	Distance	Style	1st Call	2nd Call	Late Pace	Speed
Take Charge Indy 	FL Derby	1 1/8	Pace	85	93	110	104
	Optional Claimer	1 1/16		97	113	99	109
<p>Had everything his own way in Florida Derby. Was loose on the lead, cutting a very slow early pace on a speed-favoring track. Take Charge Indy and Reveron led the field throughout. Must discount that effort, heavily. Will help push a solid pace and Borel will get this one over to the rail to save ground. Will be interesting to see if he tries to take back. Will be bet down below fair odds because of the Borel factor. Does meet many Super Screener criteria but misses on the critical pace figures requirements. Draws a favorable post and Calvin Borel will have this one well positioned and saving ground throughout.</p>							
Hansen 	Blue Grass	1 1/8	Pace	114	118	79	100
	Gotham	1 1/16		95	109	97	105
<p>No horse ran faster early fractions in any prep than did Hansen in the Blue Grass Stakes..and he did it on Polytrack! If you look at his figures, he is clearly better on dirt and his Churchill Downs Breeders' Cup Juvenile wire-to-wire win was impressive considering the surface favored closers that day. Connections used a Polytrack prep prior to that win and will repeat that pattern going into the Derby. Distance is a question and he'll be challenged early and no other horse in the field can run faster for the first mile and they'll be compromised trying. Can't see a victory but could hold on for a spot on the bottom of the Superfecta. Falls just a bit short on the early speed Super Screener criteria but is close enough. Drew outside all the other speed.</p>							
Trinniberg 	Bay Shore	7f	Pace	88	88	109	100
	Swale	7f		88	98	103	103
<p>A sprinter that does not possess a prep longer than 7f. Will be a pace factor here. Meets none of the Super Screener criteria and will compete for last place in the Kentucky Derby--toss</p>							

2012 Kentucky Derby Super Screener

Bodemeister



Arkansas Derby	1 1/8	Pace	96	100	105	105
San Felipe	1 1/16		84	92	108	102

Baffert barn has been a buzz over Bodemeister for some time now and he stamped his way to Derby favoritism with that explosive victory in the Arkansas Derby. Was not challenged as he secured the lone lead but no one in this subpar field was going to catch him. Will face a much tougher set up in the Derby. Does he need the lone lead to win?...past four races seem to suggest so. Baffert's 2002 Derby winner, War Emblem produced a similar running line in his final prep. Has the look of a Big Brown type. Will try to be the first horse to win the Derby without a start in the prior year since Apollo did it in 1882. Falls a point short on Super Screener presser criteria and lone lead prep victories need to be discounted. Solid second tier choice, however, and Baffert alone moves this one up.

I'll Have Another



Santa Anita Derby	1 1/8	Presser	77	82	109	98
Robert B. Lewis	1 1/16		79	91	109	102

Santa Anita Derby win proved his break out victory in the Robert B. Lewis Stakes was no fluke. Pace in each prep was super slow but he finished both races with 109 BRIS Late Pace figures. Was impressive in holding off **Creative Cause** in his last. Will have to be taken back to have any chance here. If Mario forwardly places this colt, he'll succumb to the pressure. Interesting long shot meets all Super Screener criteria if considered a Closer type, however, Super Screener is rating him off a Presser running style. Will be compromised by the 19 post position.

Gemologist



Wood Memorial	1 1/8	Presser	97	102	96	102
Allowance	1 mile		73	89	106	98

This big undefeated colt relishes the Churchill Downs surface and seems to be coming into peak form at just the right time having improved marginally in each race. He's capable of rating off the speed as he did in the Wood Memorial and the Kentucky Jockey Club Stakes last year. Expect another move forward in the Derby. However, does come up short on Super Screener presser, loose lead and 1 mile prep criteria. Has the look of a colt that will get better as the year progresses. Top second tier consideration.

Daddy Long Legs



UAE Derby	1 3/16th	Presser				--
-----------	----------	---------	--	--	--	----

Not much to go on here as the winner of the UAE Derby in Dubai has only one prep race in 2012. He did run that one several ticks faster than Master of Hounds ran it in 2011 who came back to finish 5th in year's Kentucky Derby. Since he is a forwardly placed type, he'll encounter a pace in the Derby that he has never encountered before. His deplorable finish in last year's Breeder's Cup Juvenile race does not help his cause here. Can't be rated on Super Screener criteria though Dubai shippers have not fared well over the years and O'Brien shippers to dirt are poor bets. Will be leaving from the dreaded 1 hole. Not helpful for this forwardly placed type.

2012 Kentucky Derby Super Screener

Isn't He Clever



Arkansas Derby	1 1/8	Presser	89	93	76	85
Sunland Derby	1 1/8		82	92	99	101

Misses on all Super Screener criteria and needs defections to make the Derby field... regardless, he's a pass.

Union Rags



FL Derby	1 1/8	Closer	78	87	113	102
Fountain Of Youth	1 1/16		77	87	115	103

Was once the undisputed Derby favorite but now you may even get 6-1 as more recent Derby prep winners have impressed. Super Screener says if you were a fan before no reason to back away now. Meets all Super Screener criteria if you forgive the "under 90" 2nd Call BRIS pace figure. The justification for doing so is well founded. His BC Juvenile race proves he's capable running distributing his energy early or late. Solid win play. The connections of Barbaro will have this well-managed colt ready for his best on May 5th.

Alpha



Wood Memorial	1 1/8	Closer	95	101	97	101
Withers	1 1/16		83	94	104	100

Alpha has done everything he has been asked of this year. He had a trouble trip in his last but couldn't get past a determined Gemologist. He should get a lot out of that prep after the 60-day layoff. Dominguez opts for Hansen over this one. Meets most Super Screener Criteria. Solid second tier choice.

El Padrino



FL Derby	1 1/8	Closer	80	90	107	100
Risen Star	1 1/16		71	83	115	101

Another that is sure to do his best running late. Castellano jumps over to Gemologist and this one does look to be just a cut below the best. Meets nearly all of the Super Screener criteria but could not get past Union Rags in the Florida Derby. Strong second tier choice with a slight chance to win it. Like the paired 100+ BRIS Late Pace figures.

2012 Kentucky Derby Super Screener

Creative Cause



SA Derby	1 1/8	Deep Clos.	73	79	112	97
San Felipe	1 1/16		80	89	112	102

There will be no question which horse will be gobbling up rivals late. Creative Cause meets most of the Super Screener criteria. Does miss on the critical 90+ 2nd Call BRIS pace figure by a mere point, but those paired 112 Late Pace BRIS figures are special. No question a terrific horse to single underneath in the your Trifectas and Superfectas. Never been off the board in 8 starts including 7 Graded Stakes. Has trouble running a straight line and the blinkers experiment continues in recent works. Could find trouble in the crowded Derby field. Your best board-hitter candidate with an outside chance to win.

Went The Day Well



Spiral	1 1/8 syn	Deep Clos.	83	94	101	103
Maiden	1 1/16		64	71	112	93

From the connections that brought us the 2011 Derby winner, Animal Kingdom, and that one also used the Spiral Stakes as his final prep. In fact, Went The Day Well's pace and speed figures in the Spiral were superior to **Animal Kingdom's**. Both horses ran very similar races on the way to victory. Meets all Super Screener criteria and he is the Super Screener's choice as the potential shock winner of the 2012 Derby. He is still very green with much to learn and the connections even considered giving him more experience by entering him the Lexington Stakes but they decided against that move ...can he put it all together on the First Saturday in May? Worked super with blinkers on.

Dullahan



Blue Grass	1 1/8	Deep Clos.	102	106	93	102
Palm Beach	1 1/8 T		84	89	103	98

Absolutely the top win choice by the Super Screener. Has moved forward in each his last 6 races and will do so again in the Kentucky Derby. Has plenty of foundation and meets all Super Screener criteria. Was tardy at the start in the Blue Grass Stakes and was taken out of his comfort zone by being forced to run faster in the early stages of the race than is his normal late energy distribution style. Despite that disadvantage, he overcame it in very impressive style. Looks ready to run a huge peak effort come May 5th. Dirt will present no problem as his troubled but good finish in the Breeder's Cup Juvenile Indicates.

Daddy Nose Best



Sunland Derby	1 1/8	Deep Clos.	78	91	103	101
El Camino Real	1 1/16		80	85	90	92

The Sunland Derby figures may be overstated as Isn't He Clever, 2nd place finisher, flopped in the Arkansas Derby. Daddy Nose Best technically meets the Super Screener criteria based on his deep closer running style and an assumed hot Derby pace. Working well at CD.

2012 Kentucky Derby Super Screener

Prospective



Blue Grass	1 1/8	Deep Clos.	105	108	78	95
Tampa Bay Derby	1 1/16		81	93	96	95

Misses on nearly all Super Screener criteria. Another that was forced to run faster than he prefers in the early stages in that last Blue Grass prep. Will go off at gargantuan odds and it would not be a shocker if this closer caught the 4th place slot in the Superfecta.

Rousing Sermon



LA Derby	1 1/8	Deep Clos.	80	88	94	93
San Felipe	1 1/16		73	78	107	93

Was not going to go in the Derby but owners can't resist. You can tell that this is not trainer Jerry Hollendorfer's preference. No closer is as consistent as this one posting nearly identical, but subpar, final BRIS speed figures in his last four races. Super Screener rates other closers higher.

Sabercat



AR Derby	1 1/8	Deep Clos.	76	84	102	94
Rebel	1 1/16		66	94	84	90

Improved in the Arkansas Derby and will move forward again. Did look like the second best in the Arkansas Derby. Does not meet any Super Screener criteria, however. Will pass tired horses late but will it be enough to catch a price?...Doubtful.

Liaison



SA Derby	1 1/8	Deep Clos.	71	76	97	87
San Felipe	1 1/16		74	82	108	96

Very disappointing Baffert charge that misses on nearly all Super Screener criteria. The Santa Anita Derby flop does not bode well for a sudden reversal in the Derby...toss.

2012 Kentucky Derby Super Screener

Done Talking



IL Derby	1 1/8	Deep Clos.	74	73	106	92
Gotham	1 1/16		86	94	70	81
Winner of the Illinois Derby does not meet any Super Screener Criteria... toss						

Optimizer



Arkansas Derby	1 1/8	Deep Clos.	84	85	80	82
Rebel	1 1/16		83	101	88	96
The D. Wayne Lukas charge meets none of the Super Screener Criteria... he is in way over his head. Toss.						

Now let's take a look at the projected order of finish for the 2012 Kentucky Derby using the Horse Racing Nation Kentucky Derby Super Screener.

2012 Kentucky Derby Super Screener

2012 Kentucky Derby Super Screener Final Rankings

Horses That Met All Super Screener Criteria

PP	Horse	HRN Odds	Trainer	Jockey
5	Dullahan	8-1	D. Romans	K. Desormeaux
4	Union Rags	9-2	M. Matz	J. Leparoux
13	Went The Day Well	20-1	G. Motion	J. Velazquez
10	Daddy Nose Best	15-1	S. Asmussen	G. Gomez

Horses That Met Most Super Screener Criteria

6	Bodemeister	4-1	B. Baffert	M. Smith
8	Creative Cause	12-1	M. Harrington	J. Rosario
11	Alpha	15-1	K. McLaughlin	R. Maragh
15	Gemologist	6-1	T. Pletcher	J. Castellano
16	El Padrino	20-1	T. Pletcher	R. Bejarano
14	Hansen	10-1	M. Maker	R. Dominguez

Horses That Met At Least 3 Criteria (Possible 3rd/4th Place Finishers)

3	Take Charge Indy	15-1	P. Byrne	C. Borel
19	I'll Have Another	12-1	D. O'Neil	M. Gutierrez

Horses With Preps That Could Not Be Rated

1	Daddy Long Legs	30-1	A. O'Brien	C. O'Donoghue
---	-----------------	------	------------	---------------

Best Bottom of the Superfecta Bombers at 30-1+ (Otherwise a toss)

18	Sabercat	30-1	S. Asmussen	C. Nakatani
7	Rousing Sermon	50-1	J. Hollendorfer	J. Lezcano
12	Prospective	30-1	M. Casse	L. Contreras

Horses That Missed On All Or Most Super Screener Criteria (Toss)

20	Liaison	50-1	B. Baffert	M. Garcia
17	Done Talking	30-1	H. A. Smith	S. Russell
9	Trinniberg	50-1	B. Parboo	W. Martinez
2	Optimizer	50-1	D. Lukas	J. Court

2012 Kentucky Derby Super Screener

Recommended Super Screener Wagers

SMALL	\$2 Exacta	4,5,8 with 4,5,8,10,13	\$24
	\$2 Exacta	4,5,8,10,13 with 4,5,8	\$24
	\$1 Ex. Box	4,5,10,13	\$24
	\$1 Ex. Box	4,5,8,15	\$24
	\$1 Ex. Box	4,5,11,15	\$24
	\$0.50 Trifecta	4,5,10,13 with 4,5,8,10,13,15 with 4,5,8,10,13,15	\$40
MEDIUM	\$0.50 Trifecta	4,5,8 with 4,5,8,10,13 with 3,4,5,6,8,10,11,13,14,15,16,19	\$60
	\$0.50 Trifecta	10,11,13,15 with 4,5,8,10,13 with 4,5,6,8,10,11,13,15,16	\$63
	\$0.50 Trifecta	4,5,8,10,13 with 10,11,13,15 with 4,5,6,8,10,11,13,15,16	\$63
	\$0.50 Trifecta	4,5,8,10,13 with 4,5,8,10,13 with 4,5,6,8,10,11,13,15,16	\$70
	\$0.50 Trifecta	4,5,8,10,13 with 4,5,6,8,10,11,13,15,16 with 4,5,8,10,13	\$70
	\$0.50 Trifecta	4,5,6,8,10,11,13,15,16 with 4,5,8,10,13 with 4,5,8,10,13	\$70
LARGE	\$0.50 Trifecta	4,5,8,10,11,13,15,16 with 3,4,5,6,8,10,11,13,14,15,16 with 10,13,16	\$94.50
	\$0.50 Trifecta	4,8,15 with 3,4,5,6,8,10,11,13,15 with 3,4,5,6,8,10,11,13,15,16,19	\$108
	\$0.50 Trifecta	3,4,5,6,8,10,11,13,15 with 4,8,15 with 3,4,5,6,8,10,11,13,15,16,19	\$108
	\$0.50 Trifecta	4,5,8,10,13 with 3,11,14,15,16 with 3,4,5,6,8,10,11,13,15,16	\$102.50
	\$0.50 Trifecta	3,11,14,15,16 with 4,5,8,10,13 with 3,4,5,6,8,10,11,13,15,16	\$102.50
AGGRESSIVE	\$0.50 Trifecta	4,5,8 with 3,6,10,11,13,14,15,16,19 with 3,4,5,6,8,10,11,13,15,16,19	\$123
	\$0.50 Trifecta	3,6,10,11,13,14,15,16,19 with 4,5,8 with 3,4,5,6,8,10,11,13,15,16,19	\$123
	\$1 Super	4,5,8,15 with 4,5 with 3,4,5,6,8,10,11,13,14,15,16 with 10,13,16	\$144
	\$1 Super	4,5 with 4,5,8,10,11,13,15 with 3,4,5,6,8,10,11,13,14,15,16 with 10,13,16	\$256
	\$1 Super	4,5 with 4,5,8,15 with 3,4,5,6,8,10,11,13,14,15,16 with 7,12,18	\$162

2012 Kentucky Derby Super Screener

Conclusion

Visit www.horseracingnation.com often for all the latest Kentucky Derby news, videos, polls, comments, insight, handicapping and the best contender profiles on the web! Look for your **Super Screener** update to be emailed to you no later than Friday, May 4th the day before the Kentucky Derby. The update will include Post Positions, latest scratches, track bias report and updated commentary based on work outs, trainer comments, etc. In addition, we'll provide you in that update version our Wagering Recommendations for all budget levels using the insight harvested from the Kentucky Derby Super Screener analysis outcome. In the meantime, here's an excerpt from last year's Super Screener Wagering Recommendations.